



PEVQ-S - the New Measurement Standard for Video Streaming Quality

PEVQ-S embodies OPTICOM's advanced architecture for Quality-of-Experience evaluation, benchmarking and optimization of adaptive video streaming services in fixed and mobile networks. Based on its novel hybrid architecture, PEVQ-S combines the high accuracy of PEVQ, the proven industry standard for full-reference perceptual picture quality analysis, with the benefits of a light-weight test probe that can easily be embedded on the client side, even on a Smartphone.

Highlights and Features:

- > **Hybrid PEVQ MOS:** Perceptual Evaluation of Video Quality, combining true pixel-based picture quality evaluation with bit-stream analysis for fast and accurate subjective MOS prediction.
- > **Optimization Gain Analysis:** The novel hybrid concept allows for true device performance measurement of the Currently Viewed Quality (CVQ), while at the same time analyzing the Best Video Quality (BVQ) available from the server, given optimum encoding and network characteristics.
- > **Benchmarked Accuracy:** PEVQ-S scored top in the latest VQEG benchmark 2014 and is claimed to be the best-in-class hybrid perceptual/bitstream model for objective HD video quality measurement.
- > **Standardized Performance:** PEVQ-S embeds OPTICOM's advanced PEVQ algorithm, the only commercially available video quality metric that has continuously been benchmarked over the years by several VQEG tests and standardized under ITU-T Recommendations J.247 and J.343 (2014).

Use Cases and Supported Protocols

- > YouTube HTTP/HTTPS adaptive streaming and progressive download
- > Apple HTTP Live Streaming (HLS) protocol support
- > Microsoft Smooth Streaming protocol support
- > MPEG-DASH streaming protocol support*

**Available later on*

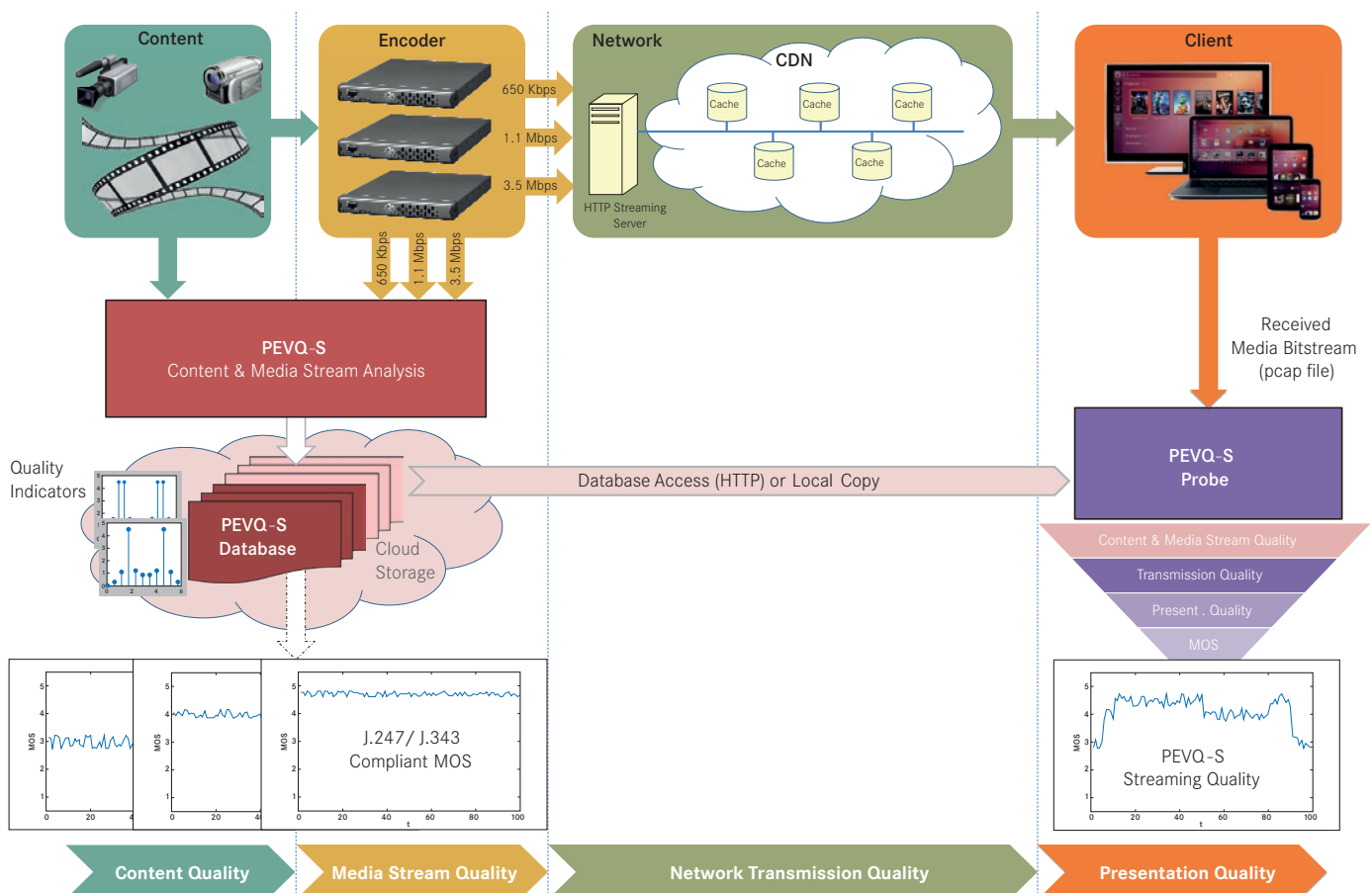
Highlights and Features (cont'd.):

- > **Comprehensive E2E Quality:** Contrary to often applied bit stream analysis, PEVQ-S is the only FR perceptual video quality measure to truly score encoder and media stream picture quality with respect to the studio master, and thus able to score and benchmark competitive VoD streaming services.
- > **Real-time Analysis:** The fully performance-optimized hybrid architecture allows for FR precision of Content & Media Stream Quality Analysis (one-time calculation at the server side) to be combined with lightweight on-line Transmission and Presentation Quality Analysis at the Client Probe – thus allowing for embedded real-time MOS scoring.
- > **Time Scalability:** PEVQ-S is the first perceptual video quality measurement to offer full time-scalability from 2 second chunk (segment) length up to program length of several minutes, even hours. Suitable for benchmarking QoE in a long-term viewer context, not just short clips.
- > **Resolution Scalability:** PEVQ-S supports full scalability from high to low video bitrates and screen sizes (from HD over SD to multimedia screen sizes VGA, QCIF, and CIF). Suitable for analyzing multi-screen programming and multi-network access.
- > **MOS Backward Compatibility:** While PEVQ-S has been extended for longer measurement durations, full J.247 backward compatibility is maintained to calculate P.910 compliant MOS scores for standardized 10 second sequences.

Example Applications:

- > Evaluation and performance measurement of streaming video services
- > Optimization of encoding bitrates, network bandwidth, CDN and caching strategies
- > Benchmarking of competitive VoD streaming services
- > Performance testing and comparison of multi-screen devices (Smart-TVs, Connected-TVs, PCs, Laptops, Tablets, Smartphones)
- > Drive and Walk Testing of 3G, 4G/LTE Mobile Networks
- > Embedded Video QoE App for Smartphones and Tablets
- > Picture Quality Analyzers and standard T&M equipment

System Overview

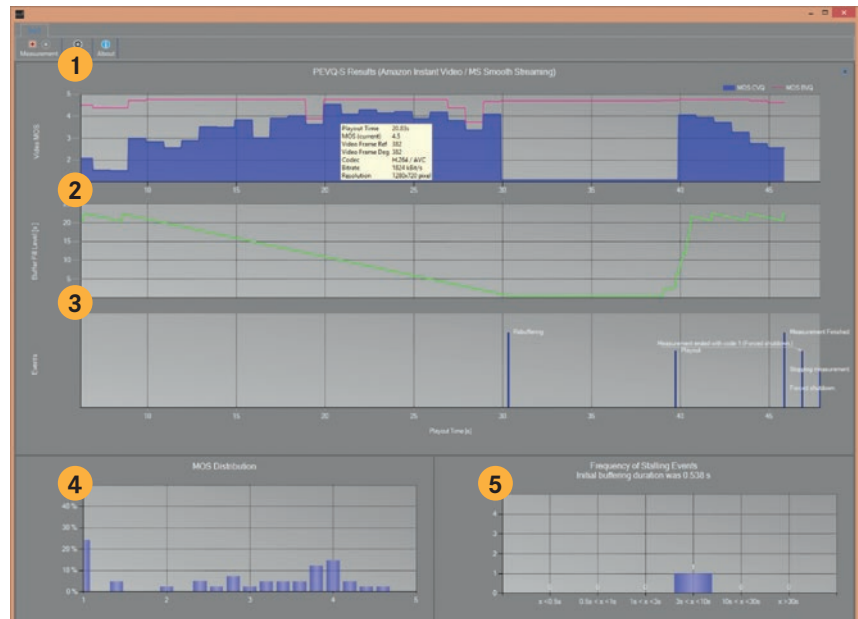


Example OTT Network and PEVQ-S Building Blocks: PEVQ-S is split into a hybrid architecture, consisting of two major blocks: the **Content & Media Stream Analysis** (left, applied at the server side), and the **Client Probe** (right) analyzing the Transmission and Presentation Quality and processing the final MOS score.

PEVQ-S Example Measurement

The screenshot depicts an adaptive streaming behavior under a congested network condition, with the playback buffer running empty, leading to a stalling event at 30-40s. In this example, video MOS scores are updated every second. The best video quality available from the server is never achieved.

1 The comprehensive PEVQ-S video quality analysis measures both, the Current Video Quality MOS (blue) and the Best available Video Quality MOS (purple) over time. The BVQ MOS is derived from analyzing the picture quality of the media stream with the highest bitrate representation available on the streaming server, regardless if it can be transmitted by the network. As visible from the purple curve, even the “best available quality” not always matches an ‘ideal’ constant MOS of 5.0, but depends on the complexity of the video content and resulting encoding/transcoding artefacts. The headroom left to the blue curve of the



CVQ MOS indicates the actual limitation in quality due to lower connectivity and adaptive bit rate switching and characterizes the transmission quality of the network.

2 The green curve shows the monitored playback buffer. It will rise while the buffer is filled with arriving chunks, and will drop during stalling events, while the buffer is playing out data without refill.

3 The event display indicates every time the buffer is refilled by new

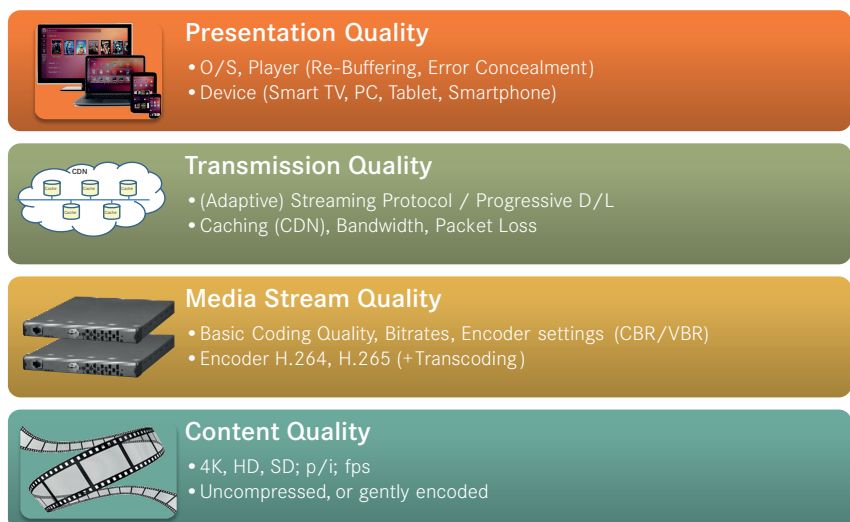
chunks arriving. Combined with the buffer fill level display and the video MOS scoring, a comprehensive analysis of the player behavior can be achieved.

4 At the left bottom of the screen, the overall video QoE is shown in a MOS histogram, representing the distribution of different quality levels from 1 (“poor”, left) to 5 (“excellent”, right).

5 At the right bottom of the screen, the stalling behavior is summarized in a histogram.

4-layered Quality Architecture

The perceived Quality-of-Experience for Video-on-Demand streaming services depends on many factors, while of course the most prominent artifacts result from the IP transmission network. The software player of the client device dynamically negotiates the bit rate for each chunk with the server, depending on the network congestion and its buffer running empty. Stalling events will result when the network cannot handle the timely arrival of sequential packets. While, of course, less complex bit stream monitoring techniques might detect frame freezes, too, PEVQ-S evaluates all four quality layers and calculates a MOS score that truly takes the encoding/transcoding quality into account, and interprets all measured values in the relevant context of a particular multi-screen viewing device.



PEVQ-S evaluates all 4 layers of the OTT quality model for a streaming service, while each layer might be under the responsibility of different stakeholders.

Solution Benefits:

Understand the Video Quality delivered to your subscriber:

For a sustainable adoption of IP-based OTT video services subscriber Quality-of-Experience is king. To be competitive, QoE needs to meet or exceed established satellite and cable-TV standards. Key benefits of deploying PEVQ-S include:

- > Truly measure and competitively benchmark picture quality in a long-term context as perceived by subscribers
- > Standards based video quality measurement, fully backward compatible with ITU-T J.247 and P.910 subjective tests
- > Optimize OTT service offerings, CDN deployments and caching strategies
- > Benchmark and optimize video streaming characteristics of mobile networks
- > Differentiate your OTT service offering from the competition and incumbent TV, Mobile-TV and IPTV services
- > Monetize VoD services, increase customer satisfaction, reduce churn
- > Lower support and servicing costs by App-based testing solutions

Characteristics:

- > **PEVQ-S Content & Media Stream Analysis:** CMSA database generation (non real-time and off-line analysis) and provision of public demo content as a cloud-based service by OPTICOM, customer specific video content can be provided optionally.
- > **PEVQ-S Probe:** software probe available for Windows, Linux* and Android* (real-time analysis)
- > Overall System Characteristics:
 - Video quality only (Audio quality to follow later on)
 - HD, SD, VGA, CIF, QCIF frame size support
 - Encoder/Transcoder agnostic analysis
 - Support of common HTTP/HTTPS-based streaming protocols
- > Measurement Outputs:
 - PEVQ-S MOS CVQ (current video quality)
 - PEVQ-S MOS BVQ (best video quality available)
 - PEVQ-S MOS over time (CVQ and BVQ)
 - MOS QoE histogram
 - ITU-T J.247 and J.343.5/6 compatible PEVQ MOS
 - Goodput/Buffer-monitoring over time
 - Streaming event log

**Reduced feature set*

About OPTICOM

OPTICOM GmbH is the leading vendor for Voice, Audio and Video quality measurement technology and OEM products for the analysis of mobile and IP based networks. In the past 20 years since its foundation as a spin-off from Fraunhofer's MP3 development team, the pioneers in perceptual quality testing have provided up to now eight International world-class standards for audio-visual quality evaluation, including PESQ, PEAQ and PEVQ. After the great success with PESQ – the industry standard for telephony voice quality testing with almost 50.000 licensed installations worldwide – the experts from Germany have been the driving force behind POLQA, the new ITU-T Recommendation P.863 and PESQ successor. POLQA forms the next-generation mobile voice quality testing standard for HD-Voice, VoIP, 3G and 4G/LTE, and is being offered by OPTICOM in distinct form factors for PC lab testing, OEM libraries and mobile apps.

PEVQ-S, the novel test algorithm for QoE Measurement of Streaming Video embodies the very latest achievement in the evolution of perceptual testing by extending existing International Standards to fit the needs of the industry's fast pace.

OPTICOM's proven OEM technology can be found in most state-of-the-art products of leading T&M vendors. OPTICOM GmbH is a privately owned company based in Erlangen, Germany. For more information, please visit www.pevq.org or www.opticom.de.



OPTICOM GmbH

Stintzingstr. 24

91052 Erlangen, GERMANY

Phone: +49-91 31 / 5 30 20 - 0

Fax: +49-91 31 / 5 30 20 - 20

info@opticom.de

www.opticom.de

Ordering Information:

Please contact your OPTICOM sales representative to discuss your use case and to understand how PEVQ-S may be customized for your specific network and streaming protocol requirements and work flow needs. OEM license models available for system integrators and T&M manufacturers.

More Information

PEVQ-S White Paper available at www.pevq.org